



June
2011
AMA Charter Club #1167

Astr wings

Of Wisconsin

2011 Club Officers

President:

Steve Tarney 414-351-5015

Vice President:

Jim Hendrickson 414-358-9501

Treasurer/Newsletter Editor:

Sky Sessions 414-810-6812

Secretary:

Jesse Mosca 414-736-8757

Sound Control Officer:

Scott Orten 262-377-4232

R/C Association Representative:

Bob Ryan 414-476-2108

Safety Officer:

Mike Thurner 262-354-3922

Club Librarian:

James Mikkelson 414-376-0389

Club Photographer:

Mark Koerner 414-254-6355

Webmaster

Jeff Thompson 414-704-5900

June Club Meeting

- NEXT MEETING - Will be Monday June 20th, 2011 at 6:30 PM
- LOCATION: Our club's Grafton flying site . COME TO THE FIELD!!!
- Save a few extra dollars to support the club raffle!



This month's issue

President's Message **P.1**

Meeting Highlights **P.2**

DYI - Bungee Launcher **P.3-4**

President's Message June 2011

It' s finally JUNE!

Now we can finally get out and fly our winter projects and not freeze our butts off. Please remember it's that time of year again where almost every weekend there is a fun-fly somewhere in our region. I know the price of gas is high, but if you can, let's try to support other local clubs fun-fly events, just the same as they do for us.

Also if anyone has any extra time on there hands please let me know because there are a few things that need to be done at the field and any help is appreciated.

Please remember our meetings for JUNE, JULY, and AUGUST will be held at the field, weather permitting. In case of poor weather the meeting will take place at the Grafton Senior Center.

Finally, please also come out to the field on Tuesday nights for our club only fun fly and contests starting at 6:30 PM.

Have fun and we will see ya at the field!

Steve J. Tarney

President Astrowings of Wisconsin



Astrowings

Of Wisconsin



Astrowings Field Hours

Fuel Planes

Mon-Fri 10AM-Dusk

Sat-Sun 10AM-5PM

Electrics

All week 8AM-Dusk

**Pilots must sign in and out of the flight log for each flying session

**During summer months grass cutting is done every Friday morning and no flying is permitted during this time.

Astrowings Flight Instructors

Cedarburg:

Gary Keup 262-375-4831

Fox Point:

Steve Tarney 414-351-5015

Glendale:

Sky Sessions 414-810-6812

Milwaukee:

Jim Hendrickson 414-358-9501

Oostburg:

Aaron Cochran 414-365-1571

Port Washington:

Dan Arhelger 262-284-2551

Ben Baumann 262-244-6241

Website Photos

Please feel free to submit new ideas or photos to: info@astrowings.com.

We always look forward to adding more content to the website!



May Meeting Highlights

Thanks for coming and making a good meeting!

President's Welcome:

The Astrowings membership meeting of 5/16//2011 was called to order at 7:30pm by Steve Tarney.

Secretary's Report:

The secretary's report was read and approved.

Treasurer's Report:

The treasurer's report was read and approved.

Field Committee:

The field was reported to be in excellent summer condition. The field was recently rolled by Steve Tarney.

Old business:

Club hats were a big hit, great job guys! Jeff is having great success with gathering raffle prizes. The main Gate Lock

Combination was changed.

New business:

Gary volunteered to perform a tune-up and oil change to the golf cart. A letter was sent to the Village of Grafton informing them of the date and times of our fun-fly events. Jim H. also made contact with Circle B for tables and chairs for our fun-fly events.

Show and Tell:

We had a great turnout for the meeting. Gary displayed his giant scale Ag-wagon, crop duster with a 52cc gas engine from Turnigy. It's an awesome build.

Jim our current VP displayed his newly acquired F27c Stryker from Parkzone with a customized paint job on the bottom.

John Collins displayed another nitro hobbies foamie, a corsair with rotating retractable landing gear, another very nice

foamie.

Monthly Club Raffle:

Our Grand prize winner was Steve Tarney with an F9F Panther jet, Jesse won the 2nd prize with a BEC from Castle. Bill, Scott, John, and Gary were all winners with great rc stuff.



Astrowings
Of Wisconsin



ASTROWINGS MOST WANTED BUILDER TO BE REWARDED HANDSOMELY!

Jokes

According to "The Australian," an airliner recently encountered severe vibration in flight.

The captain decided to make an emergency landing, and switched on the seat belt sign.


The vibration stopped immediately.

A passenger emerged from a lavatory and explained that he had been jogging in place inside.

All of these pilot and aviation jokes get me to thinking about my first skydiving instructor. During class he would always take the time to answer any of our stupid first-timer questions.


One guy asked, "If our chute doesn't open, and the reserve doesn't open, how long do we have until we hit the ground?"

Our jump master looked at him and in perfect deadpan and answered, "The rest of your life."



We are looking for a faithful club member to help us build a good airplane launching ramp out of PVC. The club will provide the financing for all the materials to make this ramp. We have even found suitable design/plans to assist you in the build process.

Ideally, we want to store this in our shed and have it available for any club member to use while at the field. If you would like to help us with this please contact Sky Sessions and Steve Tarney to get the funding!




Here is a look at the design we have in mind. It looks to be a very simple build out of PVC. The materials for the build are very inexpensive and can make launching a breeze for many foamies like the Stryker, Funjet, or even a Habu!



Astrowings
Of Wisconsin

Bungee Launcher Continued



Simple Design and Use!

With so many new foamie planes available, and many of which are hand launched, we have seen an increase in less than desirable hand launches. We would like to remove some of that heartache and difficulty!

Simple tent stakes can be placed at each end of the pad to provide sufficient stability to the launcher. A length of surgical tubing is then connected to the launch ramp and anchored into the ground via the spiral anchor.

The launch pedal is easily stepped on by the pilot's foot allowing the taut surgical tubing to launch the plane off the ramp while the pilot can focus on the plane! How is the plane kept stationary until the pilot is ready you may ask??? Read below!



Pictured above: The releasing pin holds at one end the taut portion of surgical tubing. At the opposite end of the pin is a nylon chord that is taut to the airplane which is in a ready to launch position. The nylon chord easily attaches to a hook on the plane. Once the foot pedal is pushed the see-saw plate pivots above the releasing pin's height allowing the taut surgical tubing to pull or launch the plane into flight.

Pictured Left: Ideally we want to design our bungee system to accommodate two styles of launch ramps. The first is a simple table for smaller planes, while the second is a PVC bar support.



Astrowings
Of Wisconsin